




How to Enroll in Online Banking

Getting started is simple! Sign up through our website or contact customer support for assistance. Enjoy the convenience of banking on your terms.

Steps to Enroll:

1. Navigate to www.bankcom.com.

2. Access the Enrollment Page by clicking on the “Enroll Now.”



3. Confirm Your Identity. Provide the required personal and account information, such as:

- Social Security Number
- Account Type
- Account Number
- Date of Birth

You are enrolling in:
Online Banking

Your enrollment progress:

- ▶ **Confirm Your Identity**
- Create Signon Information
- Review Disclosure
- Review Your Information
- Enrollment Completed

Step 1 of 4: Confirm Your Identity

Welcome! Please provide the information requested below so we can verify your identity.

Enter ALL of the following.

Tax ID (SSN or TIN)

Account

Account type

Account number

Do not start your Acct # with a 0

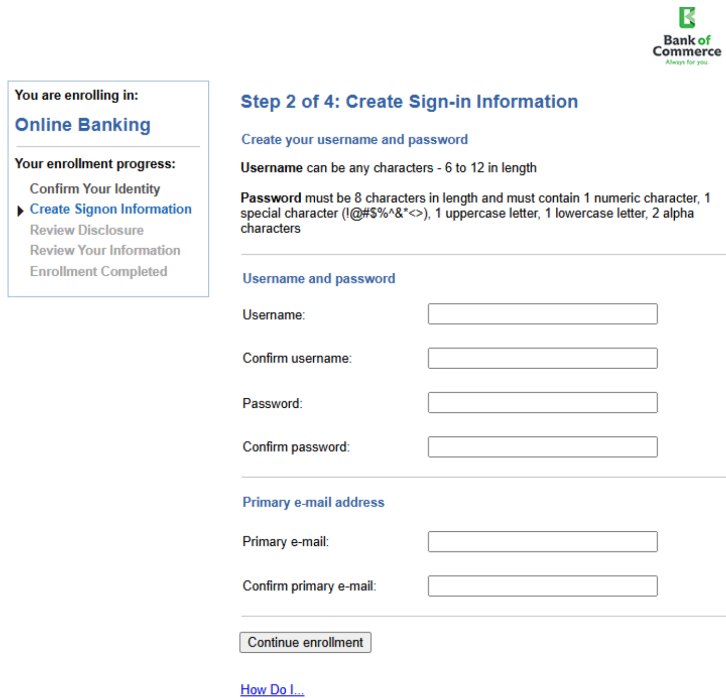
Date of birth

[How Do I...](#)



4. Create Sign On Information

- Create and confirm a username and password.
- Enter and confirm the primary email associated with the profile.



Bank of Commerce
Always for you

You are enrolling in:
Online Banking

Your enrollment progress:
Confirm Your Identity
▶ **Create Signon Information**
Review Disclosure
Review Your Information
Enrollment Completed

Step 2 of 4: Create Sign-in Information

Create your username and password

Username can be any characters - 6 to 12 in length

Password must be 8 characters in length and must contain 1 numeric character, 1 special character (@#%&*^<*>), 1 uppercase letter, 1 lowercase letter, 2 alpha characters

Username and password

Username:

Confirm username:

Password:

Confirm password:

Primary e-mail address

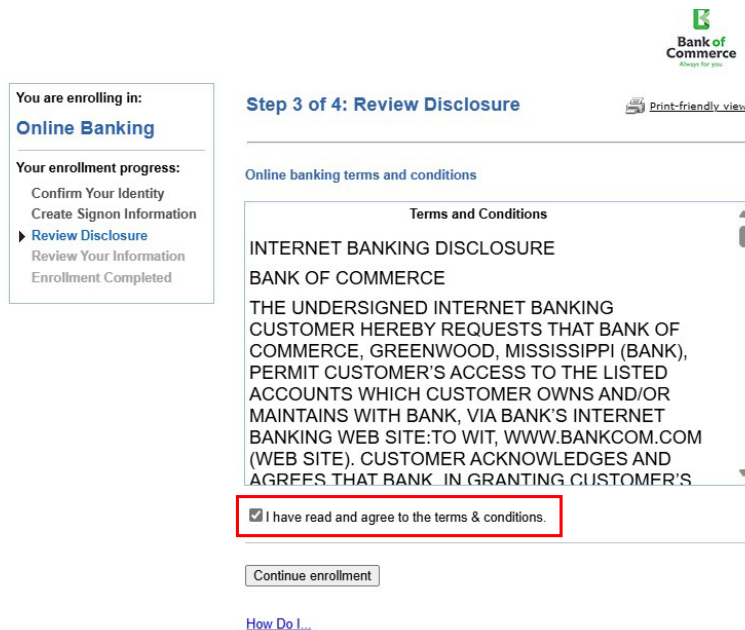
Primary e-mail:

Confirm primary e-mail:

[How Do I...](#)

5. Review Disclosure

After reviewing, check the box stating you have read and agree to the terms and conditions.



Bank of Commerce
Always for you

You are enrolling in:
Online Banking

Your enrollment progress:
Confirm Your Identity
Create Signon Information
▶ **Review Disclosure**
Review Your Information
Enrollment Completed

Step 3 of 4: Review Disclosure

[Print-friendly view](#)

Online banking terms and conditions

Terms and Conditions

INTERNET BANKING DISCLOSURE
BANK OF COMMERCE

THE UNDERSIGNED INTERNET BANKING CUSTOMER HEREBY REQUESTS THAT BANK OF COMMERCE, GREENWOOD, MISSISSIPPI (BANK), PERMIT CUSTOMER'S ACCESS TO THE LISTED ACCOUNTS WHICH CUSTOMER OWNS AND/OR MAINTAINS WITH BANK, VIA BANK'S INTERNET BANKING WEB SITE: TO WIT, WWW.BANKCOM.COM (WEB SITE). CUSTOMER ACKNOWLEDGES AND AGREES THAT BANK IN GRANTING CUSTOMER'S


I have read and agree to the terms & conditions.

[How Do I...](#)



6. Review Your Information

After review on information, select “Continue Enrollment”.

 Bank of Commerce
Always for you.

You are enrolling in:
Online Banking

Your enrollment progress:
Confirm Your Identity
Create Signon Information
Review Disclosure
▶ **Review Your Information**
Enrollment Completed

Step 4 of 4: Review Your Information

Enrollment in Online Banking has not yet been set up. Please verify your information and then click "Submit enrollment". To make changes, click "Change" for the information you want to change.


Username [Change](#)

Username: daisytest
Primary e-mail: laila.browning@bankcom.com

[How Do I...](#)

7. Enrollment Complete Confirmation

- Your enrollment is now complete.
- You can use your credentials to log in via our website or through our mobile app.

 Bank of Commerce
Always for you.


You are enrolling in:
Online Banking

Your enrollment progress:
Confirm Your Identity
Create Signon Information
Review Disclosure
Review Your Information
▶ **Enrollment Completed**

Enrollment Completed

[Print-friendly view](#)

Confirmation

 You have enrolled successfully in Online Banking!

To access your financial information, click "Continue".

Username: daisytest
Primary e-mail: laila.browning@bankcom.com

[How Do I...](#)

Note: If you encounter any issues during enrollment, please contact our customer support at 662-453-4142 for assistance.